



The Parenting Map: Sample Analyses

A Cooper, S Dalebout, J Bronson, S Chusane,
T Amukwaya, J Luchenta, T Ngodji



MOÇAMBICANOS E AMERICANOS
JUNTOS NA LUTA CONTRA O HIV-SIDA



NAMIBIANS AND AMERICANS
IN PARTNERSHIP TO FIGHT HIV-AIDS



USAID
FROM THE AMERICAN PEOPLE

Program background

- Orphans & Vulnerable children (OVC) program in Mozambique & Namibia
- Provide OVC caregivers with:
 - parenting skills training across OVC domains
 - economic strengthening
 - community support
- USAID-funded Track 1.0 project, 2005-2010








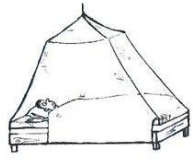
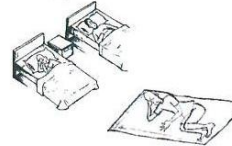












Recollected Results: Namibia



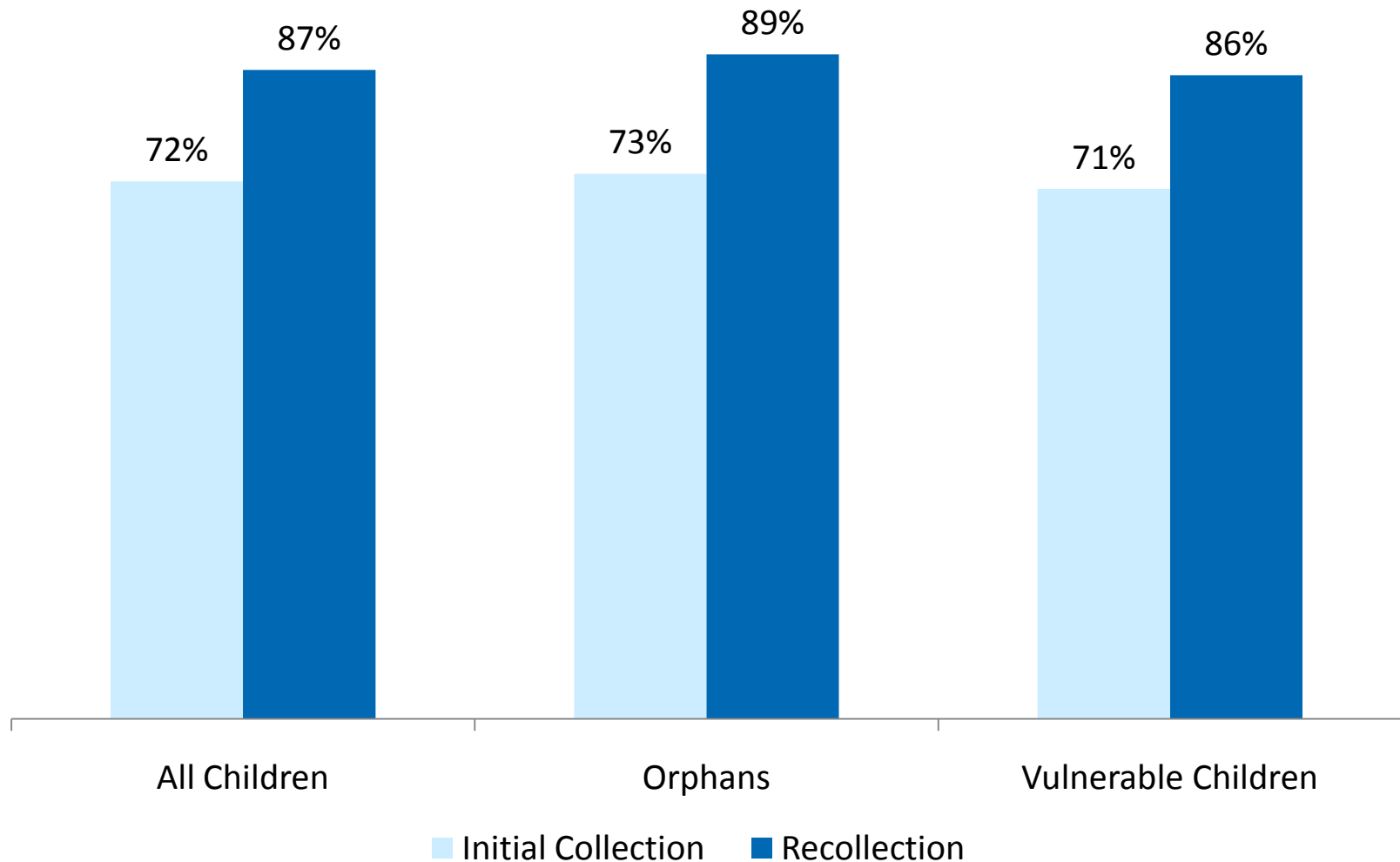
The following slides are from the project in Ohangwena, Omusati, and Oshana Regions of Namibia.

- Includes 967 OVC in our program in Namibia: 25% orphans & 75% vulnerable children.
- Collected August 2008 and re-collected February 2009.
- Now collected routinely every 6 months.

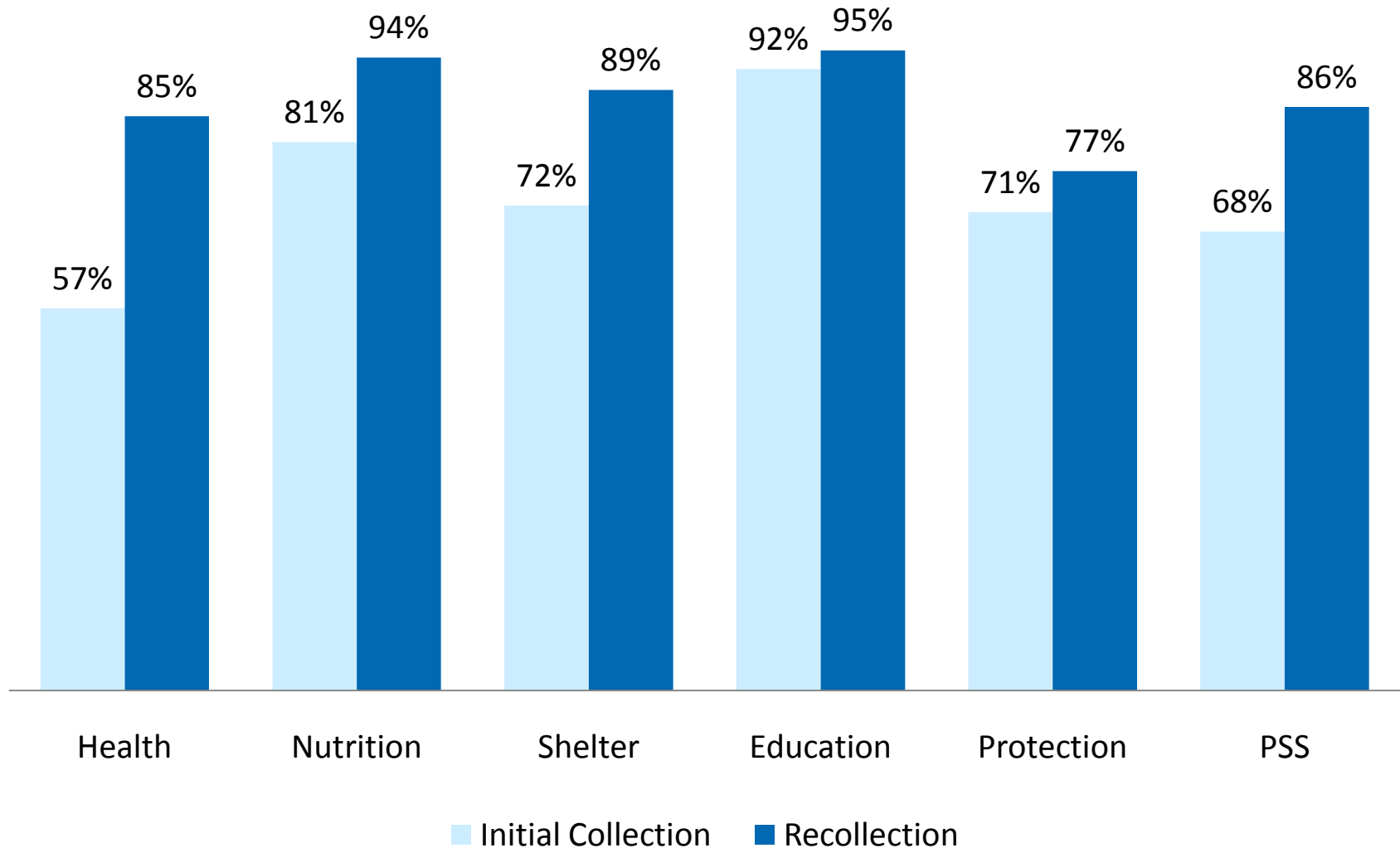
Parenting Map

	Health	Nutrition and Development	Shelter/Care	Education	Protection	Psycho-Social			
1	Went to health facility last 3 times needed 	2	Diarrhea in last 2 weeks 	3	Fever in last 2 weeks 	4	Fully immunized (DTP1, DTP3, Measles, BCG, Vit A) 	5	Received HIV education (over 8 years) 
6	Received 4 meals last 2 days 	7	Eaten foods from all 3 food groups in the last 2 days 	8	Appears to be same height & weight as others his/her age (growth monitoring < 5) 	9	Does what other children same age do 	10	Drinks clean water 
11	Safe living conditions (strong walls and roof) 	12	Sleeps under mosquito net 	13	Sleeps in same type bed as others 	14	Has 2 sets of clothes 	15	Has 1 pair of shoes 
16	Enrolled in school 	17	Was in school every day last week 	18	Has school uniform/waiver & supplies (i.e. pencil or notebook) 	19	Able to read & write (over 7 years) 	20	Does well on exams 
21	Has birth certificate or applied for one 	22	Has succession plan (will or death certificate) 	23	Treated same as other children 	24	Unexplained bruises or injuries 	25	Does same work in the house as other children 
26	Unexplained crying 	27	Obeys adults similar to other children (not defy or rebel) 	28	Has a memory book 	29	Attends religious services 	30	Has one good friend or talks to you about problems 

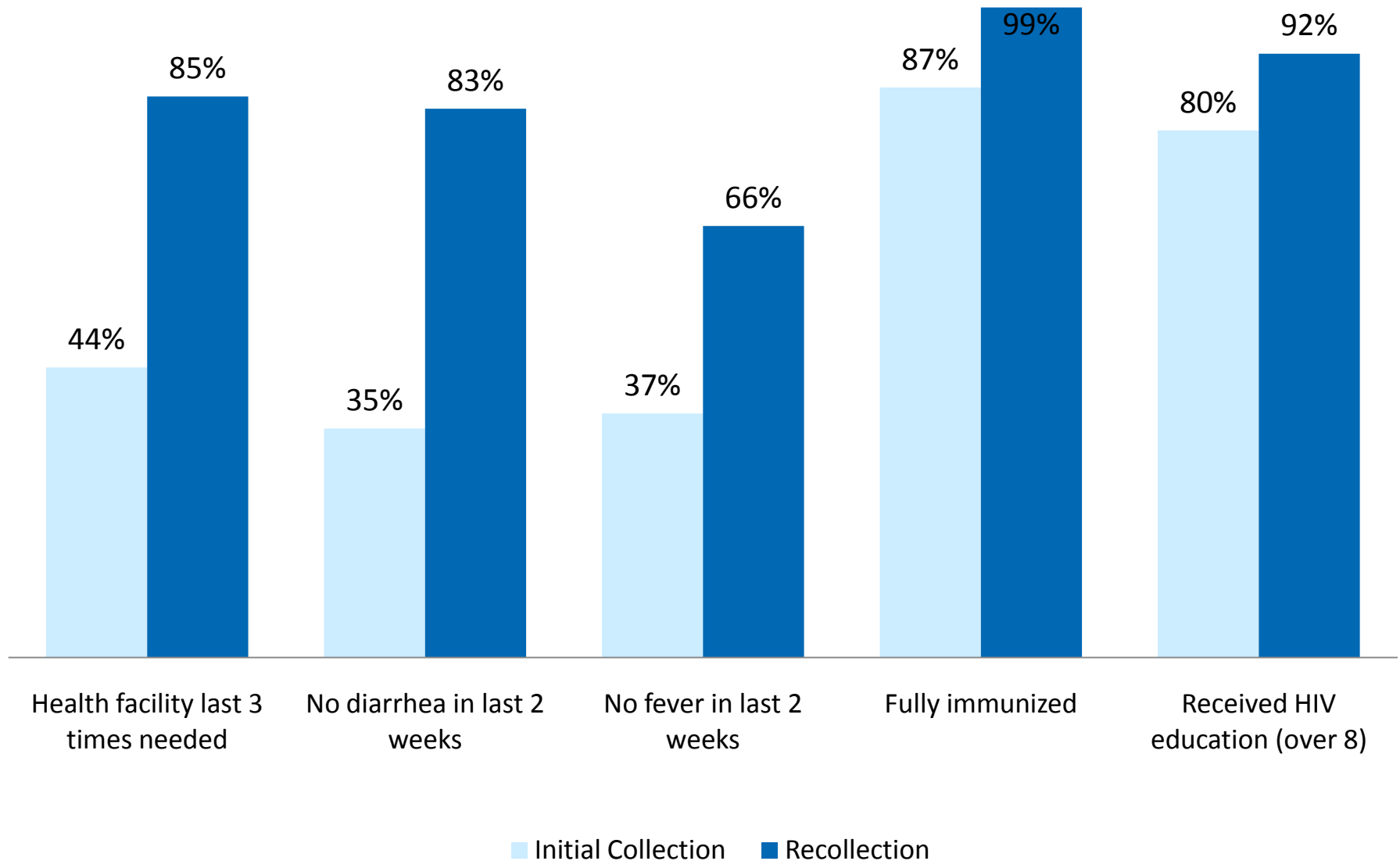
Average Well-Being Score



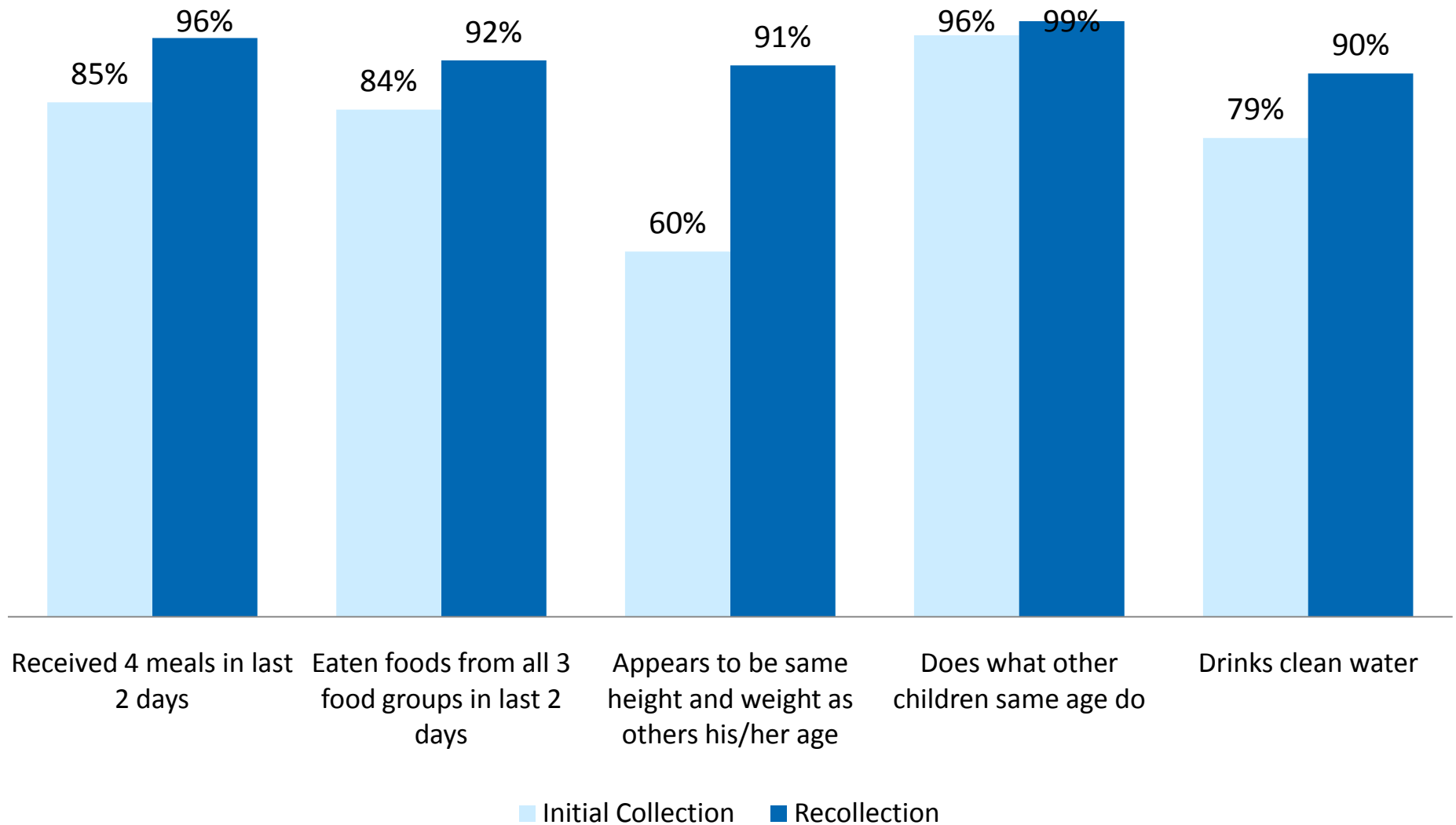
Average Achievement by Domain



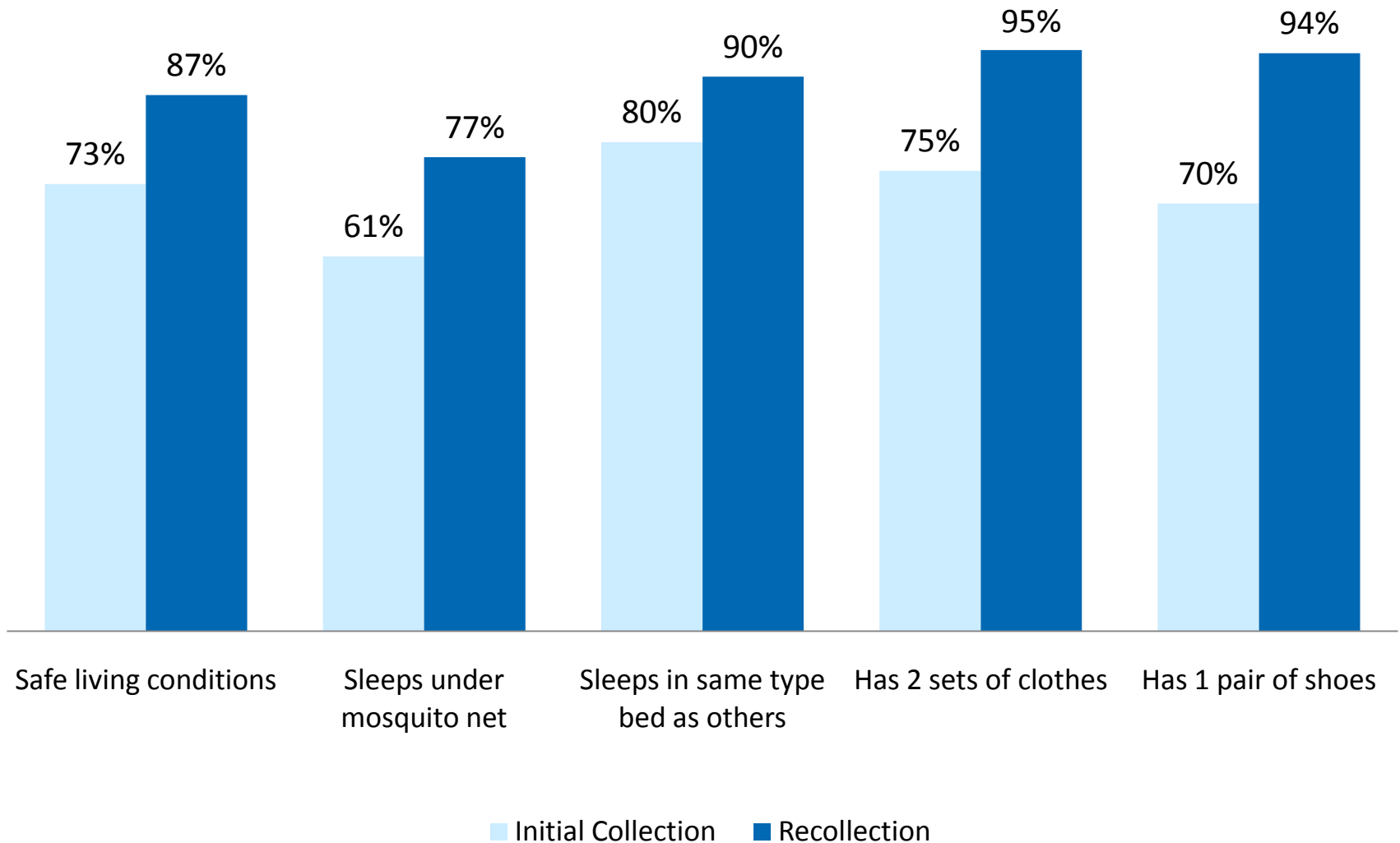
Health



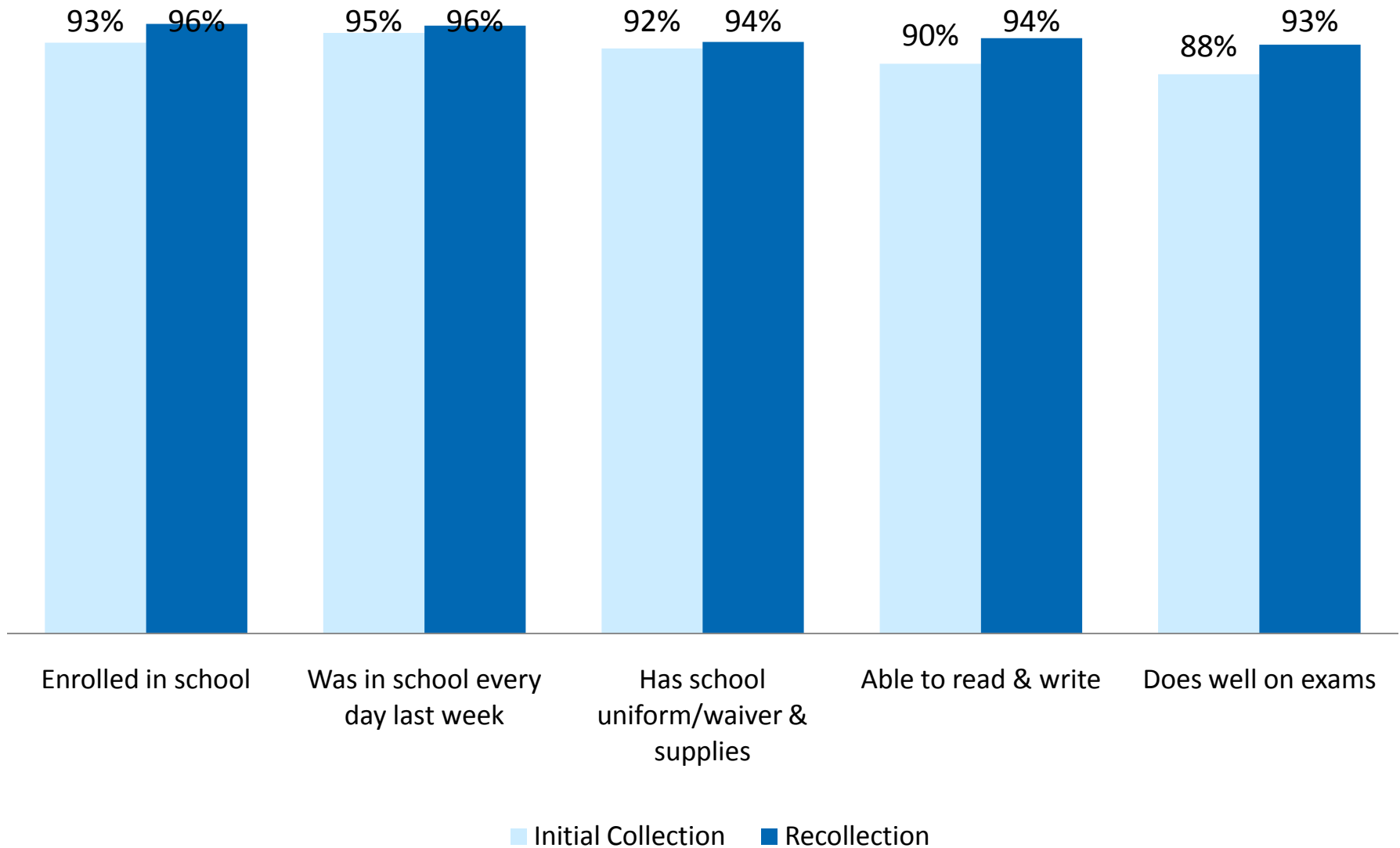
Nutrition



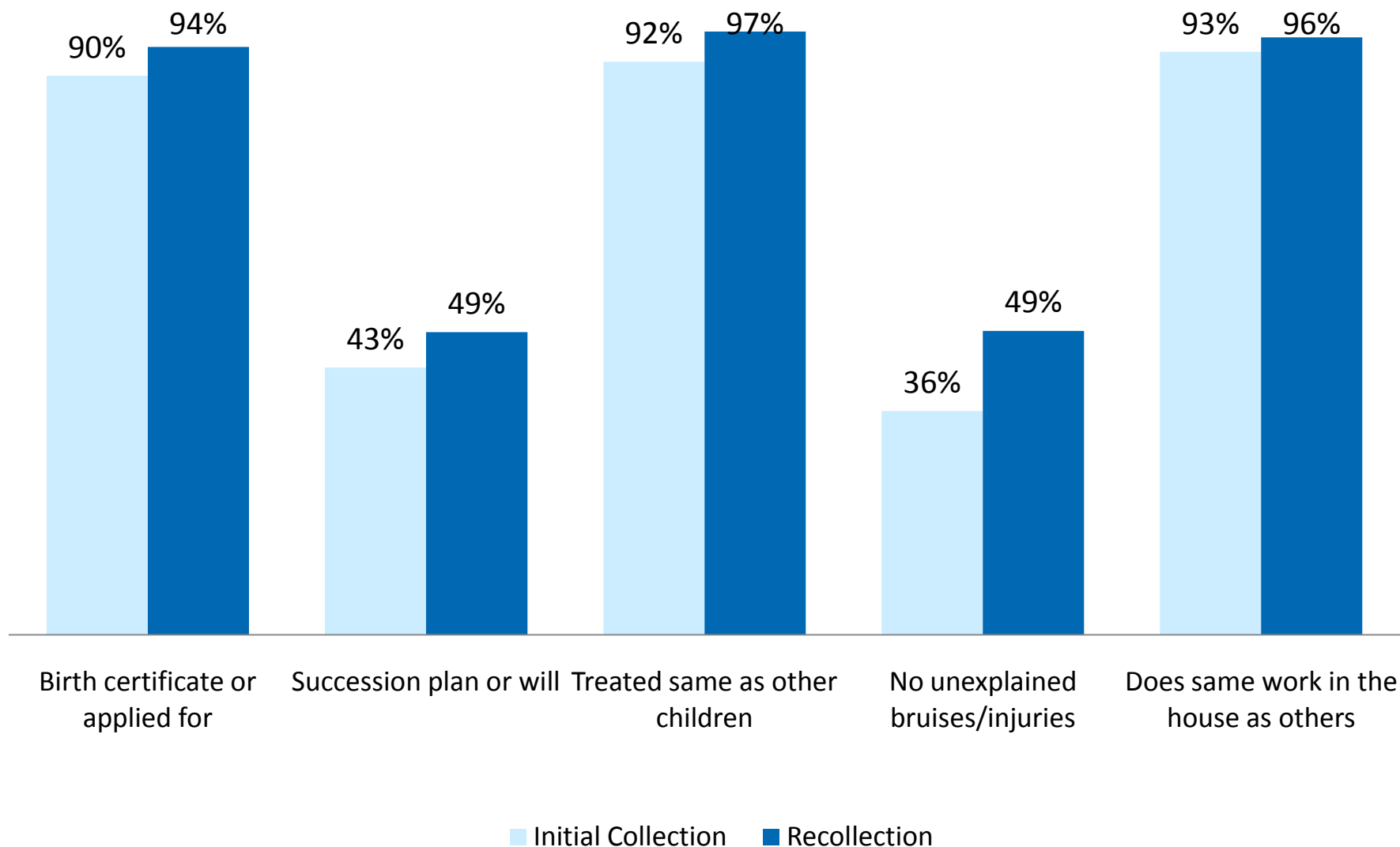
Shelter



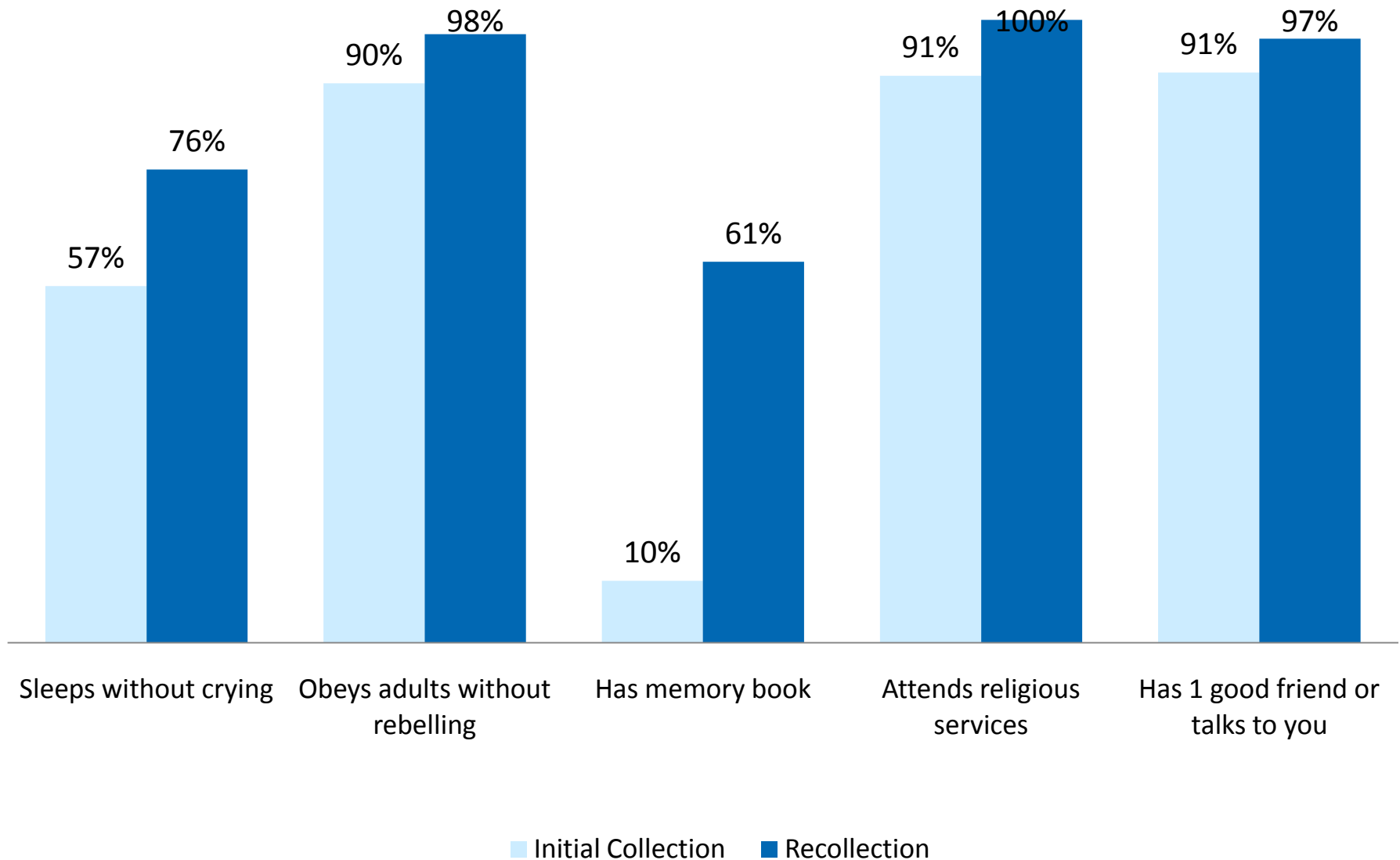
Education



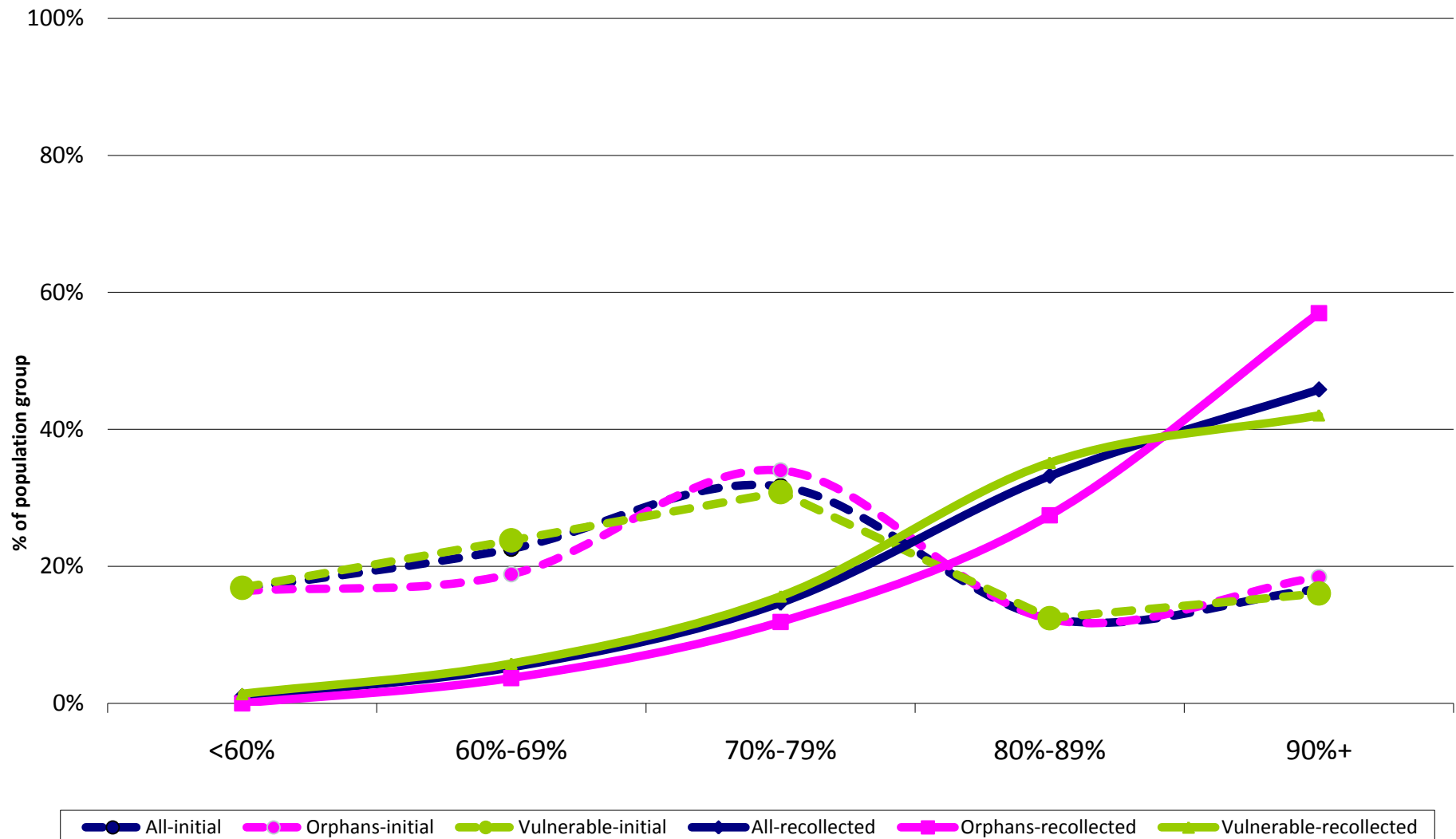
Protection
























































































Psycho-Social Support



Achievement of All Indicators



Health	1	Went to health facility last 3 times needed	 44%  19%  37%	2	Had diarrhea in last 2 weeks	 35%  21%  44%	3	Had fever in last 2 weeks	 37%  21%  42%	4	Fully immunized (DTP1, DTP3, Measles, BCG, Vit)	 81%  8%  11%	5	Received HIV education (over 8 years)	 78%  7%  15%
	6	Received 4 meals last 2 days	 85%  11%  4%	7	Eaten foods from all 3 food groups in the last 2 days	 83%  13%  4%	8	Appears to be same height & weight as other children age (growth)	 52%  29%  19%	9	Does what other children same age do	 95%  3%  2%	10	Drinks clean water	 79%  11%  10%
	11	Safe living conditions (strong walls and roof)	 72%  14%  14%	12	Sleeps under mosquito net	 61%  10%  29%	13	Sleeps in same type bed as other children	 80%  7%  14%	14	Has 2 sets of clothes	 75%  11%  14%	15	Has 1 pair of shoes	 69%  14%  16%
	16	Enrolled in school	 93%  2%  4%	17	Was in school every day last week	 95%  2%  4%	18	Has school uniform/shoes &	 92%  2%  6%	19	Able to read & write (over 7 years)	 89%  3%  8%	20	Does well on exams	 86%  7%  7%
	21	Has birth certificate or applied for one	 88%  5%  7%	22	Has vaccination plan (vill or death certificate)	 31%  55%  15%	23	Treated same as other children	 91%  2%  6%	24	Generally doesn't have unexplained bruise or injury	 35%  23%  42%	25	Does same work as the house as other children	 91%  4%  5%
Psycho-Social	26	Usually sleeps at night without crying	 57%  18%  25%	27	Obeys adults similar to other children (not defy)	 89%  7%  5%	28	Has a memory bank	 10%  34%  57%	29	Attends religious services (church)	 91%  7%  3%	30	Has one good friend or talks to you about	 89%  6%  5%

Data by Community

Children by Proportion of Satisfaction of Specific Domain by Districts

Districts	Count	Score	Health	Nutrition	Shelter	Education	Protection	PSS
Endola	31	65%	55%	86%	48%	54%	56%	63%
Engela	6	88%	97%	100%	97%	50%	87%	57%
Okaku	288	68%	51%	75%	65%	57%	69%	66%
Okatana	31	66%	42%	80%	59%	48%	68%	65%
Ondangwa	153	65%	52%	72%	63%	56%	61%	64%
Ongwediva	119	75%	55%	81%	88%	65%	67%	72%
Oshakati East	180	75%	59%	85%	79%	64%	69%	68%
Oshakati West	78	74%	49%	85%	85%	58%	69%	69%
Oshikuku	43	69%	37%	82%	66%	76%	72%	67%
Uukiyu-Uushona	35	67%	51%	73%	69%	63%	67%	64%
Uuvudhiya	3	59%	23%	60%	60%	33%	73%	60%







































Baseline Results: Mozambique



The following slides are from the project in Gaza and Zambézia Provinces of Mozambique.

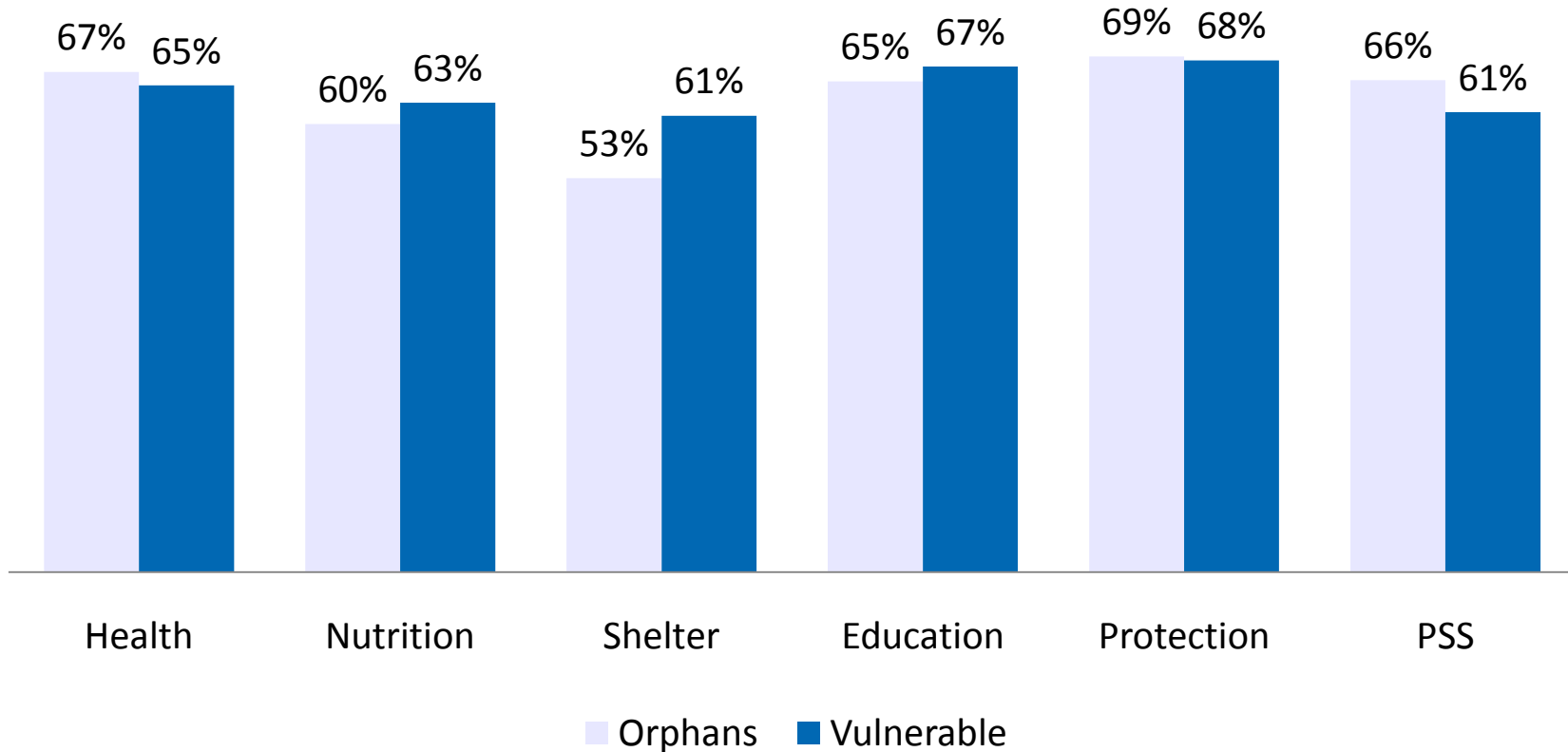
- The data set includes 3,320 OVC in our program in Mozambique: 62% orphans & 38% vulnerable children.
- Data collected Fall 2008.
- Collection is ongoing and data is collected every 6 months.

Mapa de Cuidados Paternais

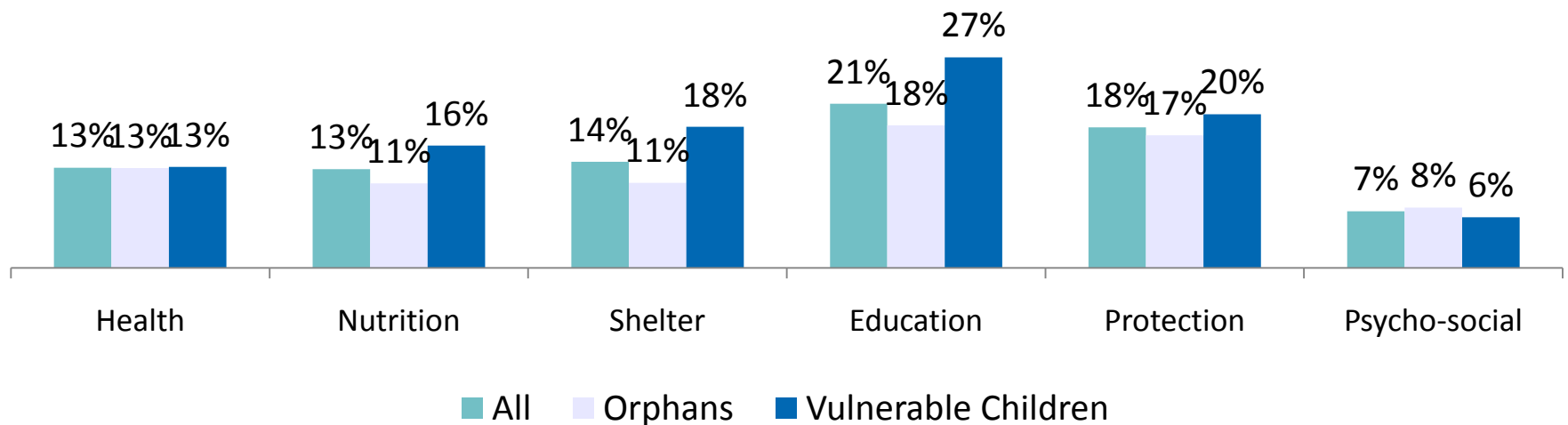
	1	2	3	4	5
Saúde	<p>Foi ao hospital nas 3 últimas vezes necessárias</p>   +3  +2  +1	<p>Diareia nas 2 últimas semanas</p>   +3  +2  +1	<p>Febre nas 2 últimas semanas</p>   +3  +2  +1	<p>Imunização completa (DTP1, DTP3, Measles, BCG, Vif A)</p>   +3  +2  +1	<p>Recebeu educação sobre HIV (durante 8 anos)</p>   +3  +2  +1
Nutrição e Desenvolvimento	<p>6 Teve 4 refeições nos últimos 2 dias</p>   +3  +2  +1	<p>7 Alimentou-se dos 3 grupos de alimentos nos últimos 2 dias</p>   +3  +2  +1	<p>8 Aparencia ter mesma altura e peso que outras crianças da sua idade</p>   +3  +2  +1	<p>9 Faz coisas que crianças da sua idade fazem</p>   +3  +2  +1	<p>10 Bebe água potável</p>   +3  +2  +1
Habitacao e Cuidados	<p>11 Condições de vida seguras (paredes e tecto fortes)</p>   +3  +2  +1	<p>12 Usa rede mosquiteira ao dormir</p>   +3  +2  +1	<p>13 Dorme no mesmo tipo de cama que outros</p>   +3  +2  +1	<p>14 Tem 2 pares de roupa</p>   +3  +2  +1	<p>15 Tem 1 par de sapatos</p>   +3  +2  +1
Educação	<p>16 Matriculado na escola</p>   +3  +2  +1	<p>17 Esteve na escola todos os dias da semana passada</p>   +3  +2  +1	<p>18 Tem uniforme e material escolar (ex: lapis, cadernos)</p>   +3  +2  +1	<p>19 Sabe ler e escrever aos 9 anos</p>   +3  +2  +1	<p>20 Passa de classe</p>   +3  +2  +1
Protecção	<p>21 Tem cédula ou espera receber</p>   +3  +2  +1	<p>22 Tem planos de sucesso</p>   +3  +2  +1	<p>23 É tratado de igual maneira que outros</p>   +3  +2  +1	<p>24 Feridas ou sicalitizes inexplicadas</p>   +3  +2  +1	<p>25 Faz o mesmo trabalho de casa que as outras crianças</p>   +3  +2  +1
Apoio Psico-Social	<p>26 Inexplicado chorar</p>   +3  +2  +1	<p>27 Obedece aos adultos como outras crianças (não se cala ou se rebelde)</p>   +3  +2  +1	<p>28 Tem um livro de recordações</p>   +3  +2  +1	<p>29 Participa em serviços religiosos</p>   +3  +2  +1	<p>30 Tem 1 bom amigo com quem conversa</p>   +3  +2  +1

Average Achievement by Domain

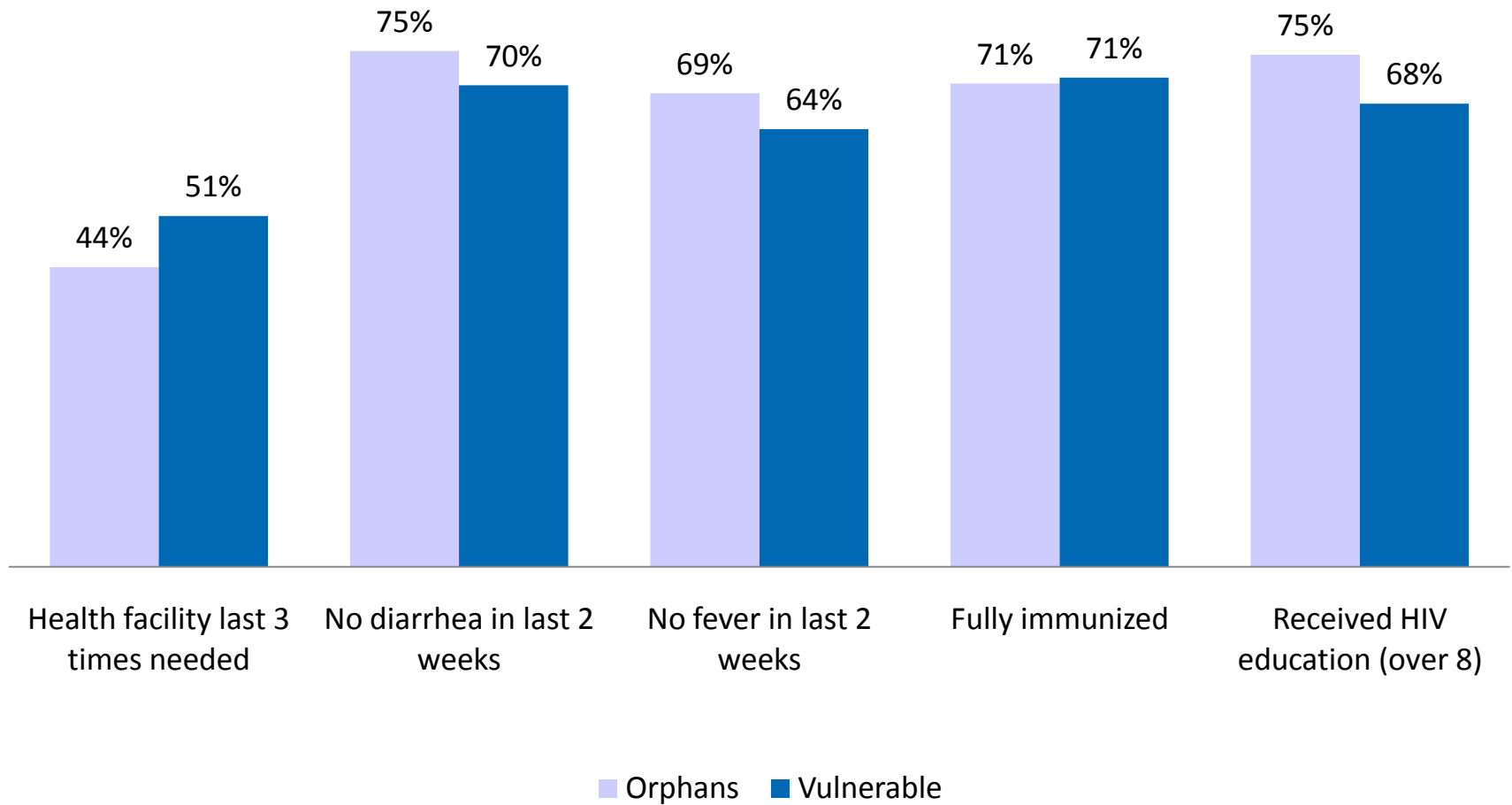
overall average 63%



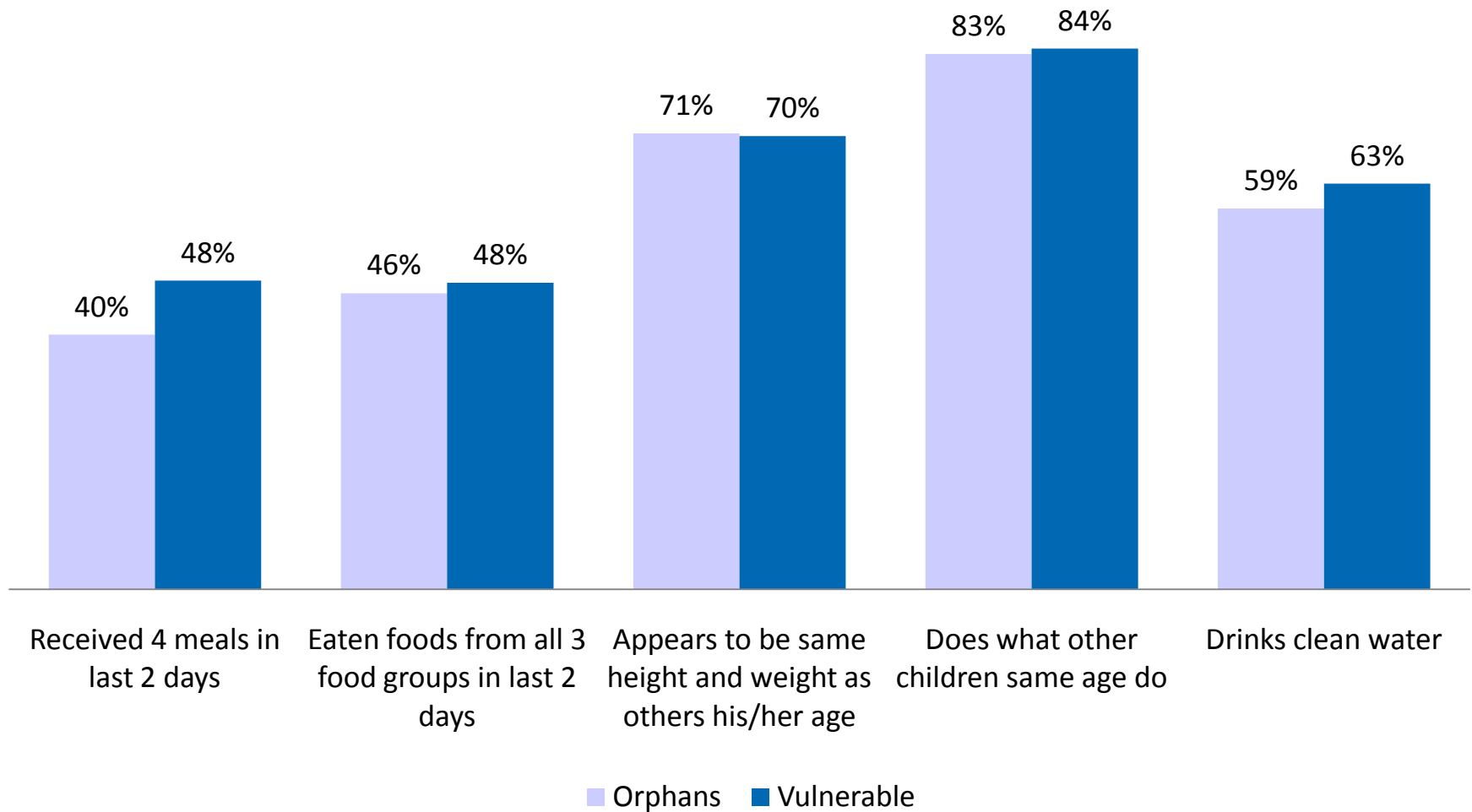
Proportion of Children Achieving ALL Six Indicators in Domain



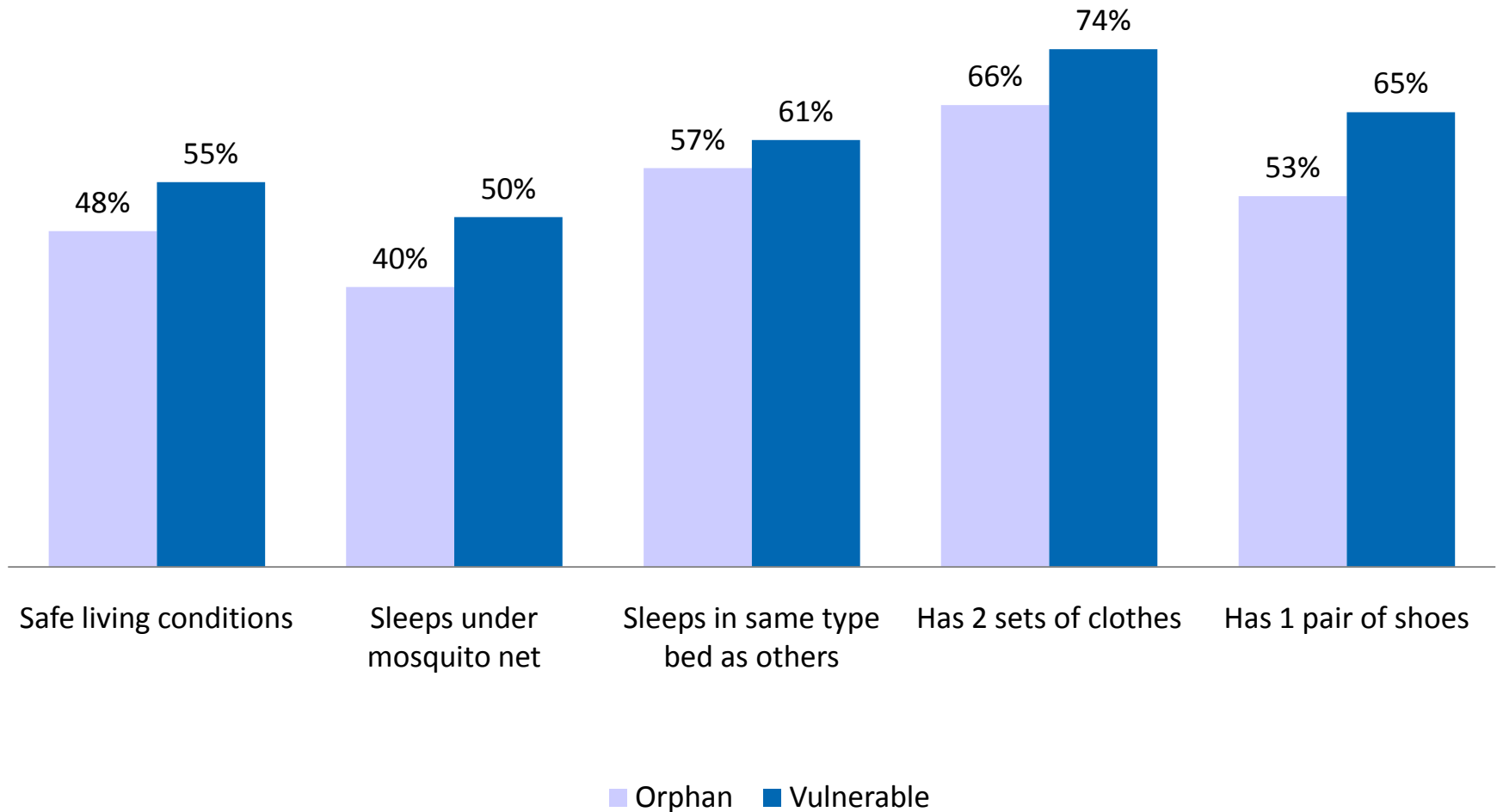
Health



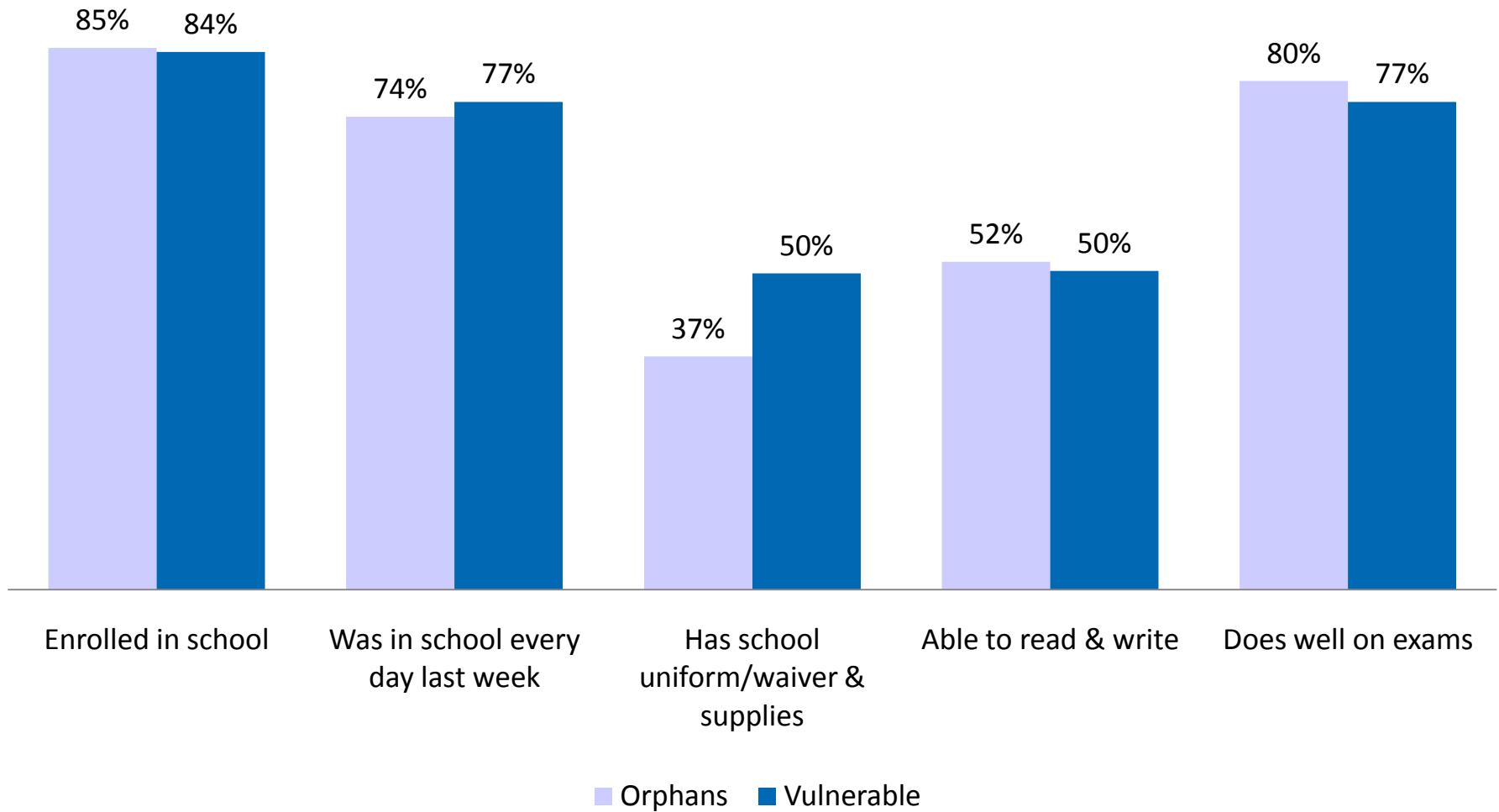
Nutrition



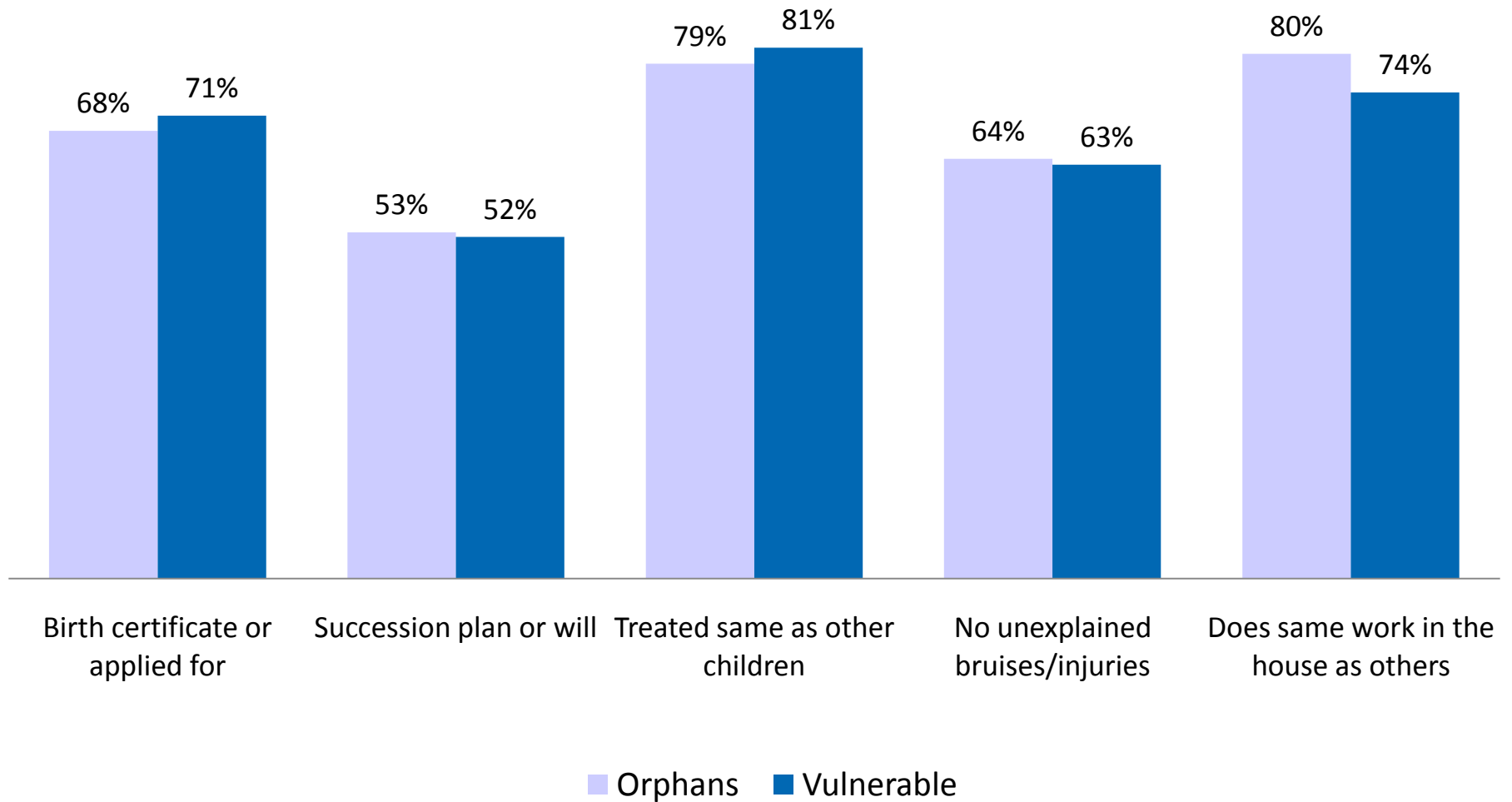
Shelter



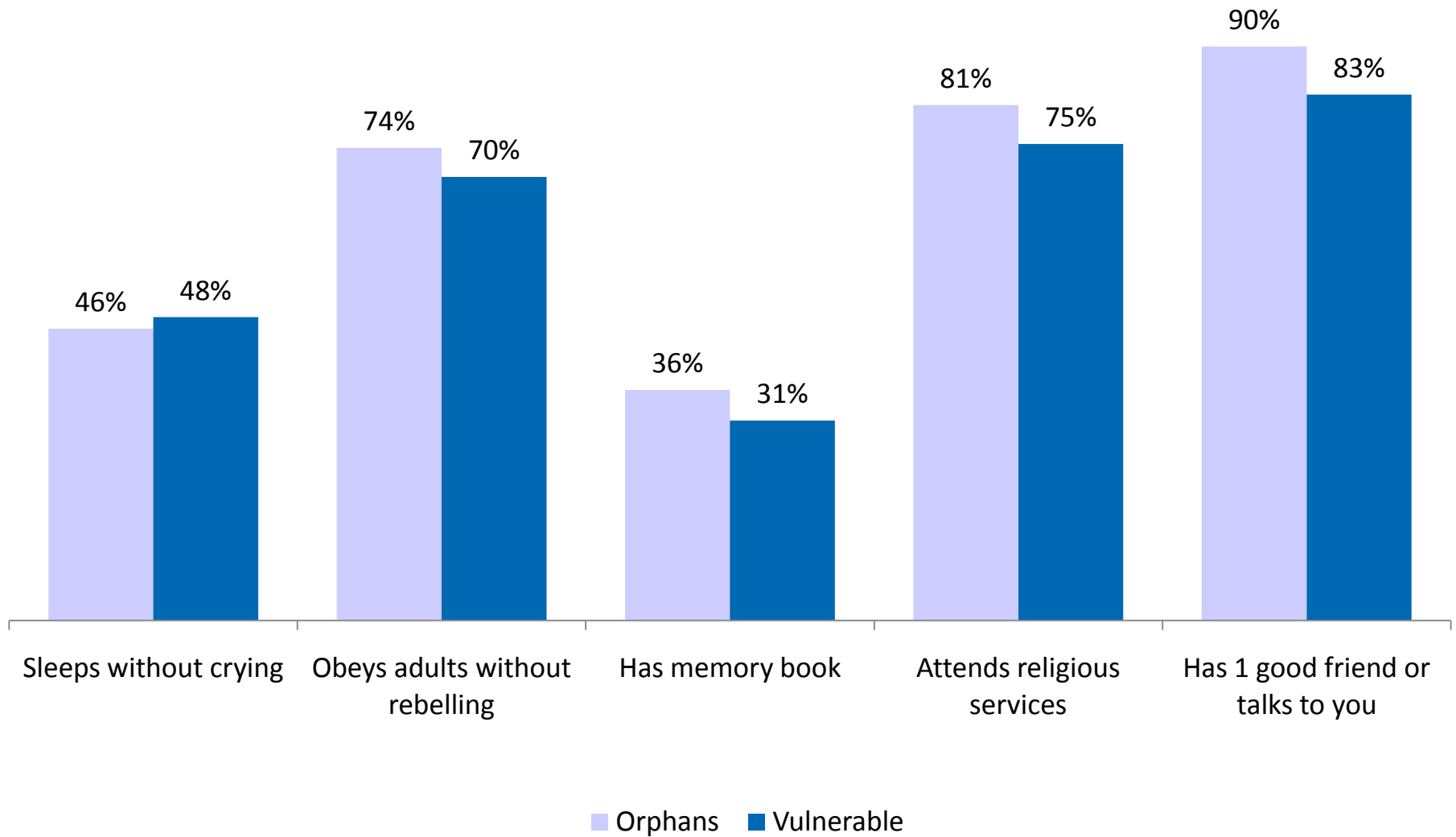
Education





























































































Protection



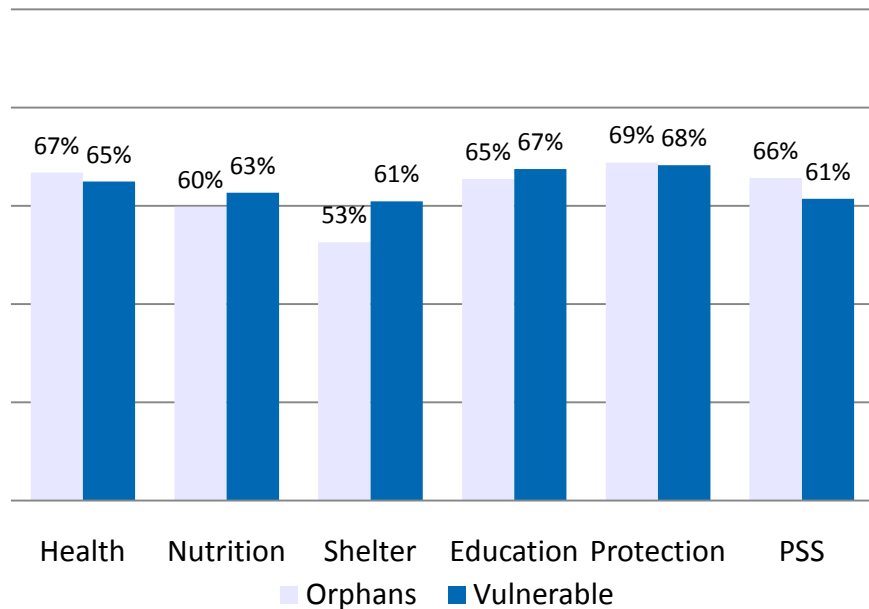
Psycho-social support



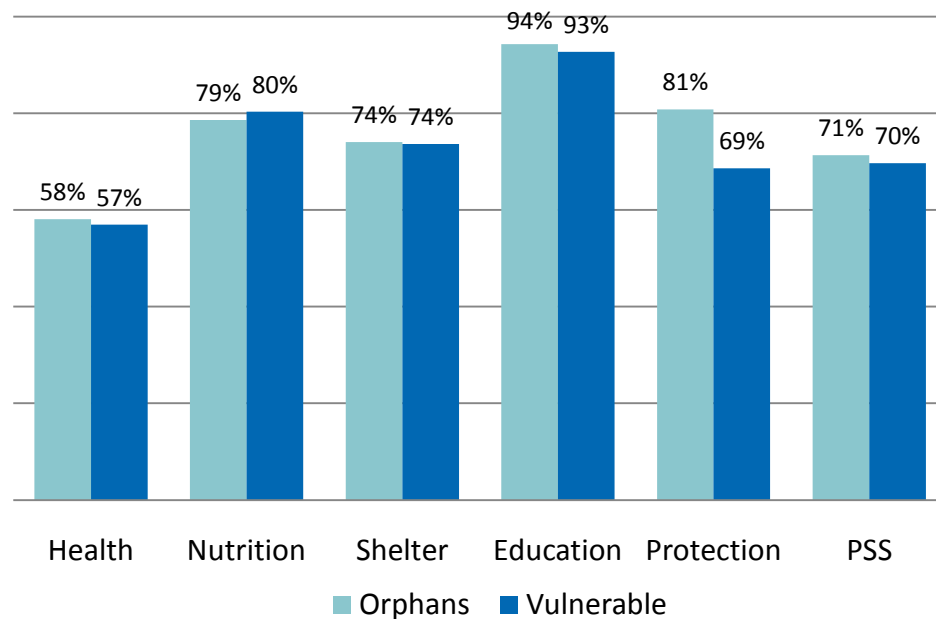
Health	1	Wash hands frequently last 3 times	 47X  4X  58X	2	No diarrhea in last 2 weeks	 79X  2X  25X	3	No fever in last 2 weeks	 67X  9X  38X	4	Fully immunised (DTP1, DTP3, G, VZV)	 74X  2X  27X	5	Received HIV education (once)	 79X  2X  25X
	6	Received 4 meals last 2 days	 43X  5X  52X	7	Eaten foods from all 3 food groups in the last 2 days	 47X  2X  54X	8	Appears to be same height & weight as others his/her age	 74X  2X  28X	9	Born what other children same age do	 84X  4X  16X	10	Drinks clean water	 64X  2X  38X
	11	Safe living conditions (house)	 58X  9X  46X	12	Sleeps under mosquito net	 43X  2X  55X	13	Sleeps in same type bed as others	 58X  2X  48X	14	Has 2 sets of clothes	 63X  4X  38X	15	Has 1 pair of shoes	 58X  9X  48X
	16	Enrolled in school	 85X  8X  15X	17	Was in school every day last week	 75X  2X  29X	18	Has school uniform/shoes	 44X  4X  55X	19	Able to read & write (over 7 years)	 54X  5X  44X	20	Born with no name	 79X  9X  18X
	21	Has birth certificate or applied for one	 63X  2X  28X	22	Has vaccination plan (will or death)	 53X  6X  42X	23	Treated same as other children	 88X  4X  28X	24	Generally doesn't have unexplained bruises or injuries	 64X  4X  32X	25	Born same mark in the house as other children	 78X  2X  24X
Psycho-Social	26	Usually sleeps at night without crying	 47X  9X  58X	27	Other adults similar to other children (not)	 79X  4X  29X	28	Has a memory book	 55X  5X  64X	29	Attends religious services (church)	 79X  2X  19X	30	Has one good friend or talks to you about	 88X  2X  14X

Baseline data comparison

Mozambique
3,320 OVC
average 63%



Namibia
3,513 OVC
average 73%



Conclusions

- High tool acceptability among field staff, volunteers, and caregivers
- Serves as a case management tool to focus interaction with caregiver
- Empowers caregivers
- Facilitates targeting most vulnerable populations



More Conclusions



- Effective for assessing program impact in Namibia... showing 15% improvement in child well-being
- Useful in prioritizing program responses...identified greatest needs in health & PSS
- Renewed attention to the needs of all children in the household is warranted